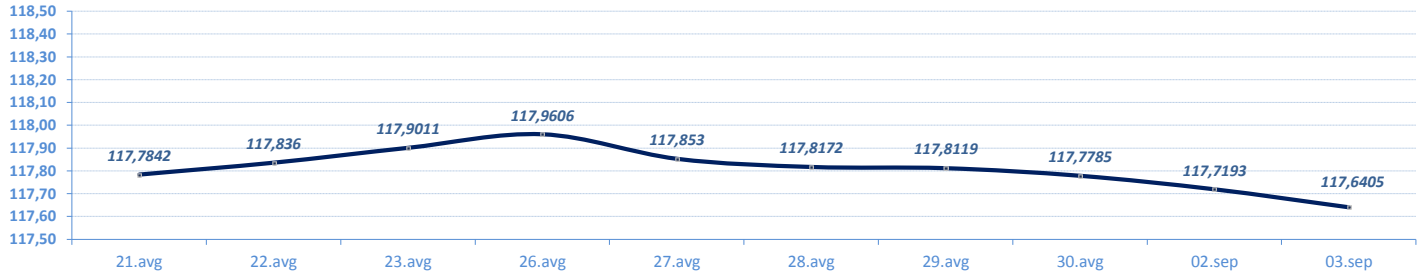


VESTI / NEWS

- **SREDNJI KURS EUR/RSD**: Dinar ojačao u odnosu na evro za 0,0788 dinara, srednji kurs 117,6405. Obim međubankarske trgovine evrom na dan 02. Septembar do 12:30h iznosio je 8 miliona evra. NBS nije intervenisala na međubankarskom tržištu (od početka godine ukupno prodala 190 miliona evra i kupila 1.895 miliona evra).
- **BEOGRADSKA BERZA**: Indeksi zabeležili različite vrednosti, BELEX15 viši za 0,18 odsto, BELEXline niži za 0,1 odsto. Promet veći u odnosu na prethodni dan, na regulisanom tržištu najviše trgovano akcijama Metalca, Energoprojekt holdinga, Jubmes banke, NIS-a i Komercijalne banke.

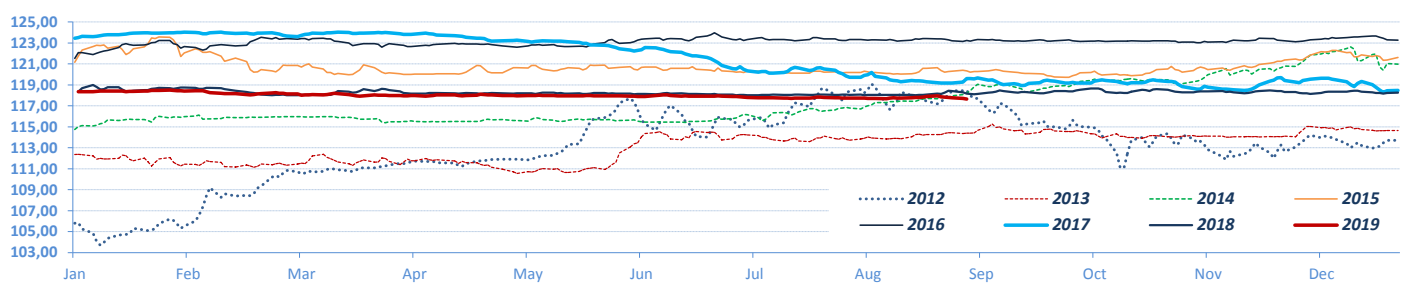
DEVIZNO TRŽIŠTE / FX MARKET

EUR / RSD (Srednji kurs / Official Middle Rate) ► 10 dana / 10 days

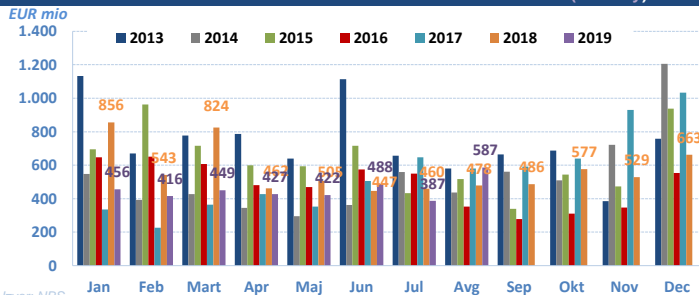


Izvor/Source: NBS

EUR / RSD (Srednji kurs/ Official middle rate) ► Jan -

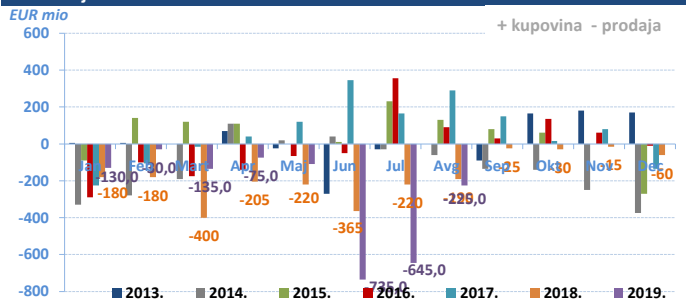


Promet na međubankarskom tržištu / Volumes on FX Interbank market (eur only)

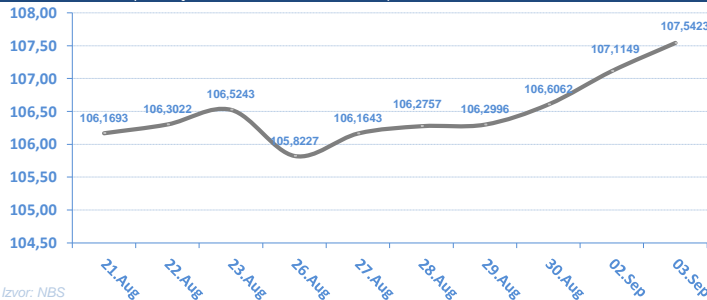


Izvor: NBS

Intervencije NBS na deviznom tržištu / NBS Interventions on FX interbank market

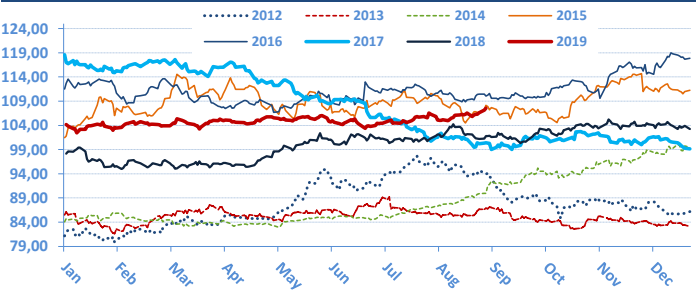


USD / RSD (Srednji kurs / Official middle rate) ► 10 dana / 10 days



Izvor: NBS

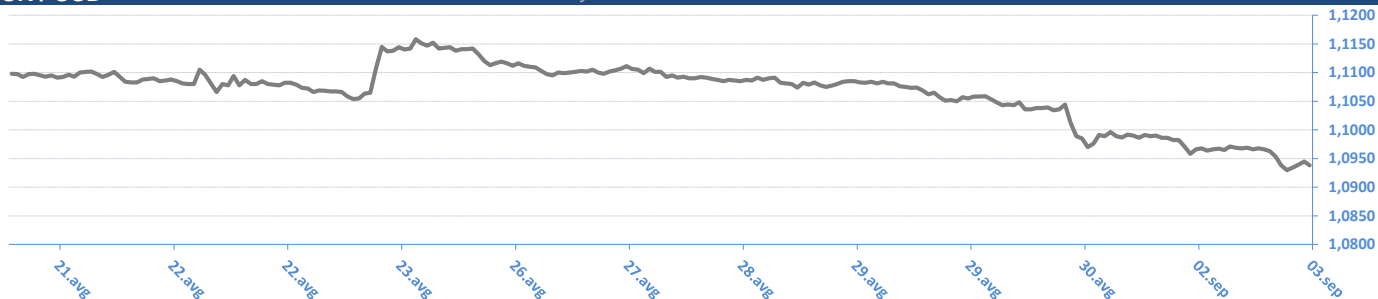
► Jan -



Monthly change	EUR/RSD	%	USD/RSD	%	Yearly change	EUR/RSD	%	USD/RSD	%
02.09.19	117,7193	-0,02%	107,1149	0,55%	03.09.19	117,6405	-0,59%	107,5423	9,58%
01.08.19	117,7449	-0,12%	106,5275	2,44%	03.01.19	118,3439	0,00%	104,1851	6,16%
01.07.19	117,8875	-0,04%	103,9939	-1,42%	03.01.18	118,3431	-4,14%	98,1367	-17,25%
03.06.19	117,9288	-0,03%	105,4914	-0,08%	04.01.17	123,4512	1,59%	118,6004	6,34%
03.05.19	117,9626	-0,01%	105,5783	0,57%	04.01.16	121,5145	0,30%	111,5324	9,90%
01.04.19	117,9759	-0,13%	104,9794	1,06%	05.01.15	121,1543	5,58%	101,4863	20,72%
01.03.19	118,1291	-0,25%	103,8772	0,32%	03.01.14	114,7559	2,14%	84,0641	-1,67%
01.02.19	118,4266	0,07%	103,5469	-0,61%	03.01.13	112,3495	6,20%	85,4889	5,32%
03.01.19	118,3439	0,10%	104,1851	0,14%	04.01.12	105,7880	-0,21%	81,1693	2,16%
03.12.18	118,2313	-0,06%	104,0402	-0,27%	04.01.11	106,0156	10,47%	79,4541	18,48%
01.11.18	118,2984	-0,07%	104,3196	2,19%	04.01.10	95,9679	7,17%	67,0635	4,25%
01.10.18	118,3868	0,19%	102,0840	0,29%	05.01.09	89,5436	12,27%	64,3273	18,68%
03.09.18	118,1567		101,7890		03.01.08	79,7577		54,2016	

EUR / USD

► 10 dana / 10 days



EUR / USD



EUR / CHF

► 10 dana / 10 days



EUR / CHF



Izvor / Source: Reuters

03.09.2019 08:47:47

EUR / XX

Valutni par / CCY pair	Kupovni/BID	Prodajni/ASK
EUR/USD	1,0936	1,0939
EUR/JPY	116,1200	116,1700
EUR/GBP	0,9125	0,9129
EUR/CHF	1,0850	1,0855
EUR/DKK	7,4562	7,4570
EUR/NOK	9,9900	9,9940
EUR/SEK	10,7848	10,7870
EUR/CAD	1,4588	1,4593
EUR/AUD	1,6276	1,6287
EUR/HUF	331,0600	331,3600
EUR/CZK	25,8940	25,9030
EUR/PLN	4,3597	4,3637
EUR/HRK	7,4020	7,4070
EUR/RUB	73,0462	73,2102
EUR/NZD	1,7383	1,7388

USD / XX

Valutni par / CCY pair	Kupovni/BID	Prodajni/ASK
USD/EUR	0,9142	0,9142
USD/JPY	106,1700	106,2000
USD/GBP	0,8343	0,8346
USD/CHF	0,9923	0,9924
USD/DKK	6,8174	6,8182
USD/NOK	9,1327	9,1357
USD/SEK	9,8596	9,8612
USD/CAD	1,3338	1,3342
USD/AUD	1,4885	1,4888
USD/HUF	302,7500	302,8900
USD/CZK	23,6710	23,6860
USD/SKK	21,5460	21,6000
USD/PLN	3,9886	3,9901
USD/HRK	6,7672	6,7730
USD/RUB	66,8625	66,8725
USD/NZD	1,5891	1,5898

* Međunarodno devizno međubankarsko tržište / International FX Interbank Market

Izvor / Source: Reuters

EURIBOR

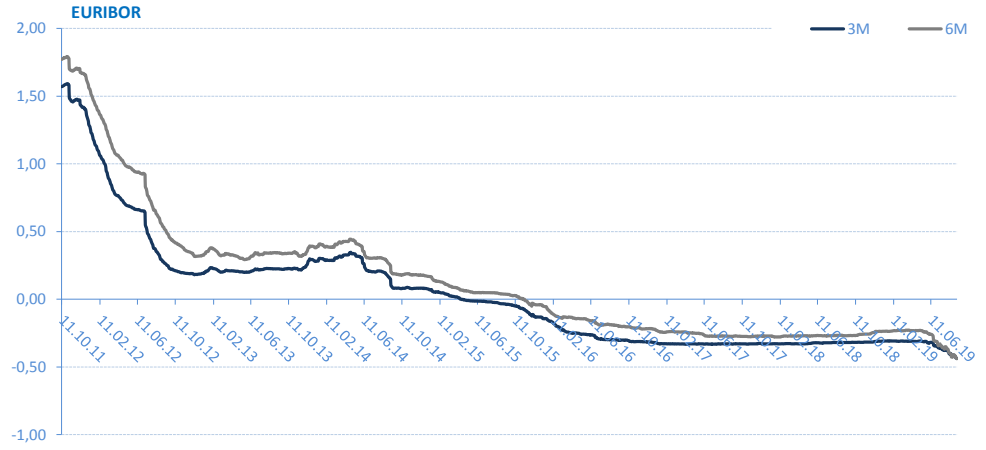
SW	-0,413
1M	-0,427
3M	-0,436
6M	-0,439
1Y	-0,384

* Izvor: Reuters; Objavljeno prethodnog radnog dana

Kamatne stope Centralnih Banaka
Interest rates of Central banks

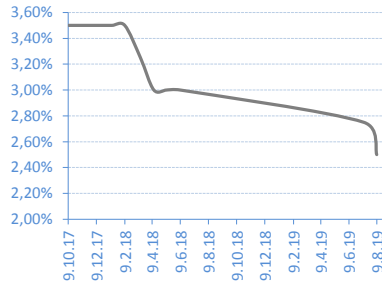
CB	Kamatna stopa/Interest rate
USD	2,25
EUR	0,00
GBP	0,75
CAD	1,75
AUD	1,00
JPY	0,10

* Izvor: Reuters; Objavljeno prethodnog radnog dana



REFERENTNA KAMATNA STOPA NBS / NBS Key Policy Rates

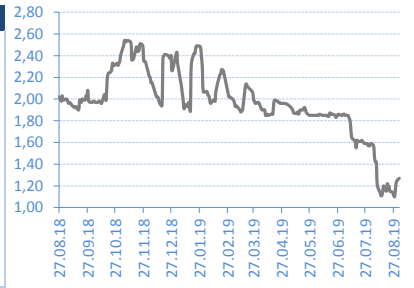
Date	Rate	Change (%)
08.08.19	2,50%	-9,09%
11.07.19	2,75%	-8,33%
08.06.18	3,00%	0,00%
10.05.18	3,00%	0,00%
12.04.18	3,00%	-7,69%
14.03.18	3,25%	-7,14%
08.02.18	3,50%	0,00%
11.01.18	3,50%	0,00%
07.12.17	3,50%	0,00%
09.11.17	3,50%	



* Izvor/Source: NBS

BEONIA

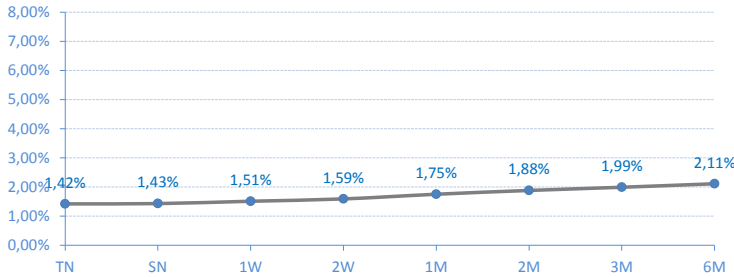
Date	Rate	Change (%)
02.09.19	1,27%	7,63%
29.08.19	1,18%	7,27%
28.08.19	1,10%	-0,90%
27.08.19	1,11%	-2,63%
26.08.19	1,14%	-0,87%
23.08.19	1,15%	-3,36%
22.08.19	1,19%	0,00%
21.08.19	1,19%	-2,46%
20.08.19	1,22%	6,09%
19.08.19	1,15%	



* Izvor/Source: Reuters; Objavljeno prethodnog radnog dana / Published on previous working day

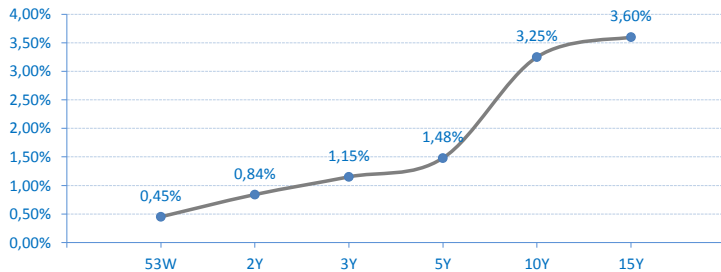
Kamatne stope/Prinos na tržištu / Market Interest Rates

Belibor



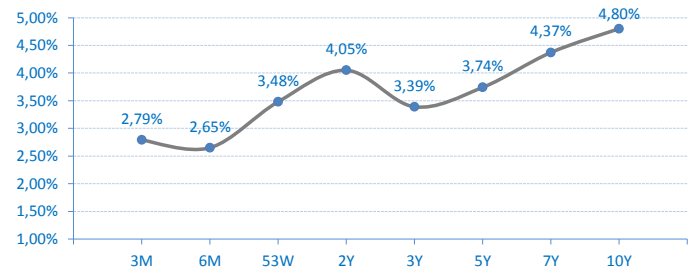
Državne HOV Republike Srbije u Evrima - prinosi sa poslednje aukcije

Government bonds (EUR) of Republic of Serbia - yield on last primary auction



Državne HOV Republike Srbije u Dinarima - prinosi sa poslednje aukcije

Government bonds (RSD) of Republic of Serbia - yield on last primary auction



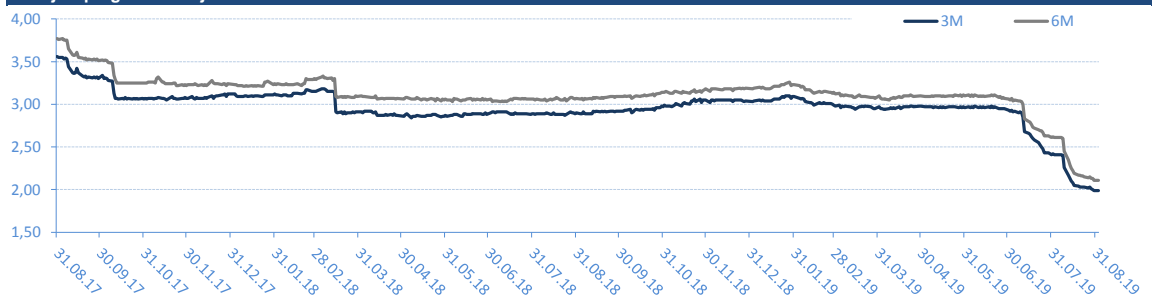
BELIBOR

Trenutne stope / Current rates

TN	1,42%
SN	1,43%
1W	1,51%
2W	1,59%
1M	1,75%
2M	1,88%
3M	1,99%
6M	2,11%

* Izvor/Source: Reuters; Objavljeno prethodnog radnog dana / Published on previous working day

Istorijski pregled kretanja 6M i 3M Belibor-a / Historical overview of 6M and 3M Belibor rates



T-BILLS 3M - RSD

Date	Rate	Realisation
14.01.16	2,79%	100,00%
05.11.15	2,94%	100,00%
15.10.15	3,00%	92,18%
06.08.15	4,40%	96,26%
16.07.15	4,79%	98,47%
07.05.15	5,63%	92,92%
16.04.15	6,45%	100,00%
05.02.15	6,95%	45,05%



T-BILLS 6M - RSD

Date	Rate	Realisation
01.09.16	2,65%	23,03%
03.03.16	3,25%	96,46%
03.12.15	3,25%	97,22%
08.10.15	4,09%	100,00%
03.09.15	4,57%	87,90%
04.06.15	5,25%	93,30%
05.03.15	7,00%	21,33%
04.12.14	7,10%	100,00%



T-BILLS 53W - RSD

Date	Rate	Realisation
06.02.17	3,48%	17,91%
21.12.16	3,49%	32,22%
15.11.16	3,57%	45,64%
28.09.16	3,58%	52,92%
27.07.16	3,59%	49,07%
07.06.16	4,01%	78,06%
15.03.16	4,01%	16,73%
02.02.16	4,09%	63,42%



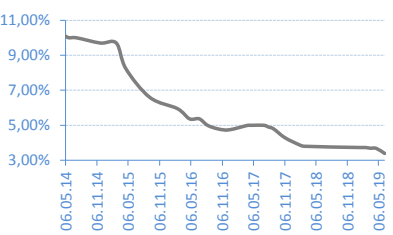
G-BONDS 2Y - RSD

Date	Rate	Realisation
24.10.17	4,05%	116,30%
13.06.17	4,65%	51,56%
16.05.17	4,65%	43,95%
21.03.17	4,65%	100,00%
13.02.17	4,74%	78,80%
10.01.17	4,74%	23,25%
13.06.16	4,30%	95,67%
10.03.16	4,95%	56,41%



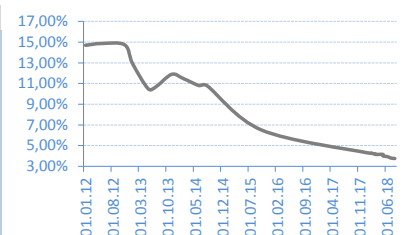
G-BONDS 3Y - RSD

Date	Rate	Realisation
11.06.19	3,39%	62,60%
23.04.19	3,68%	88,70%
19.03.19	3,69%	112,71%
20.02.19	3,73%	120,53%
15.01.19	3,73%	60,94%
28.02.18	3,80%	100,00%
30.01.18	3,88%	34,77%
06.11.17	4,29%	97,97%



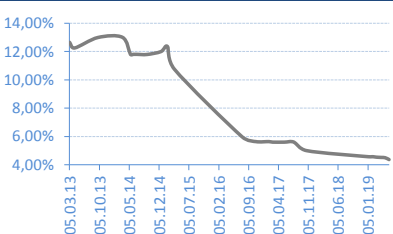
G-BONDS 5Y - RSD

Date	Rate	Realisation
11.09.18	3,74%	98,60%
14.08.18	3,75%	65,62%
17.07.18	3,80%	40,58%
05.06.18	3,95%	35,67%
22.05.18	3,99%	26,18%
08.05.18	4,15%	97,00%
24.04.18	4,15%	52,31%
10.04.18	4,15%	32,63%



G-BONDS 7Y - RSD

Date	Rate	Realisation
04.06.19	4,37%	267,04%
07.05.19	4,50%	134,27%
10.04.19	4,52%	75,42%
05.03.19	4,54%	58,46%
12.02.19	4,57%	34,68%
30.01.19	4,57%	30,41%
09.01.19	4,57%	52,59%
23.10.17	5,00%	100,00%



G-BONDS 10Y - RSD

Date	Rate	Realisation
07.08.18	4,80%	26,87%
10.07.18	4,85%	36,97%
15.05.18	4,90%	96,72%
03.04.18	5,17%	26,55%
20.03.18	5,17%	83,61%
06.03.18	5,20%	203,57%



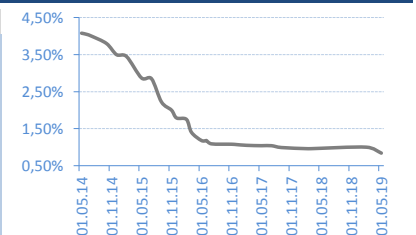
T-BILLS 53W - EUR

Date	Rate	Realisation
21.05.18	0,45%	100,00%
18.01.18	0,47%	98,00%
05.12.17	0,48%	100,00%
30.08.17	0,55%	50,00%
15.05.17	0,70%	91,30%
20.03.17	0,74%	60,00%
12.01.17	0,78%	46,20%
29.11.16	0,78%	100,00%



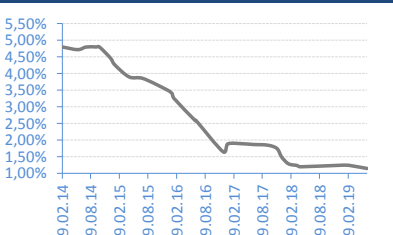
G-BONDS 2Y - EUR

Date	Rate	Realisation
27.05.19	0,84%	148,40%
19.02.19	1,00%	142,00%
22.03.18	0,96%	25,62%
01.02.18	0,96%	52,00%
14.09.17	0,99%	53,60%
12.07.17	1,04%	16,80%
23.05.17	1,04%	99,00%
14.02.17	1,05%	95,35%



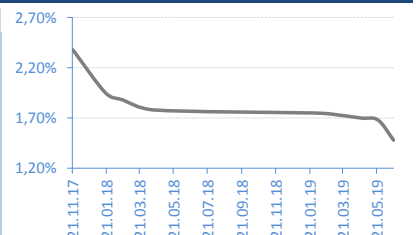
G-BONDS 3Y - EUR

Date	Rate	Realisation
18.06.19	1,15%	59,14%
12.03.19	1,23%	50,04%
23.01.19	1,25%	32,10%
20.04.18	1,20%	35,96%
28.03.18	1,24%	99,29%
02.02.18	1,29%	100,00%
21.12.17	1,49%	100,00%
20.11.17	1,75%	49,70%



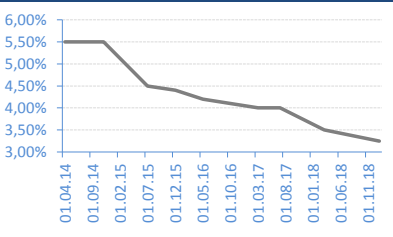
G-BONDS 5Y - EUR

Date	Rate	Realisation
20.06.19	1,48%	47,86%
23.05.19	1,68%	77,32%
22.04.19	1,70%	19,90%
27.02.19	1,74%	37,84%
29.01.19	1,75%	41,25%
16.04.18	1,78%	52,41%
19.02.18	1,88%	79,99%
19.01.18	1,95%	80,28%



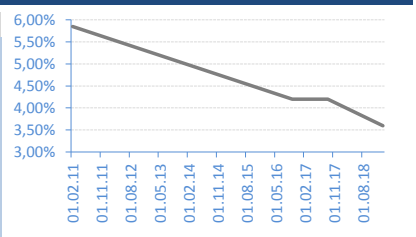
G-BONDS 10Y - EUR

Date	Rate	Realisation
16.01.19	3,25%	139,40%
26.03.18	3,50%	86,85%
13.07.17	4,00%	42,95%
15.03.17	4,00%	65,60%
25.05.16	4,20%	96,00%
04.12.15	4,40%	100,00%
28.07.15	4,50%	76,77%
19.11.14	5,50%	100,00%



G-BONDS 15Y - EUR

Date	Rate	Realisation
06.02.19	3,60%	100,00%
06.09.17	4,20%	70,13%
19.10.16	4,20%	100,00%



AKCIJE / Shares - REGULISANO TRŽIŠTE / REGULATED MARKET

Najtrgovanije HOV / Most Active

	Symbol	Closing price	% Change	Open	Max	Min	No of Trades	Volume	Volume RSD
Metalac a.d. Gornji Milanovac	MTLC	1.950	0,00%	1.950	1.950	1.950	1	1.000	1.950.000
Energoprojekt holding a.d. Beograd	ENHL	700	2,04%	700	700	700	3	2.080	1.456.000
Jubmes banka a.d. Beograd	JMBN	6.502	-5,85%	6.744	6.744	6.500	13	155	1.007.744
NIS a.d. Novi Sad	NIIS	681	-0,15%	681	683	680	38	1.473	1.002.410
Komercijalna banka a.d. Beograd	KMBN	3.130	-0,63%	3.132	3.132	3.130	13	250	782.546

Dobitnici / Gainers

	Symbol	Closing price	% Change	Open	Max	Min	No of Trades	Volume	Volume RSD
Energoprojekt holding a.d. Beograd	ENHL	700	2,04%	700	700	700	3	2.080	1.456.000
Messer Tehnogas a.d. Beograd	TGAS	12.176	1,47%	12.000	12.200	12.000	2	17	207.000
Aerodrom Nikola Tesla a.d. Beograd	AERO	843	0,96%	830	845	830	30	49	41.075

Gubitnici / Decliners

	Symbol	Closing price	% Change	Open	Max	Min	No of Trades	Volume	Volume RSD
Jubmes banka a.d. Beograd	JMBN	6.502	-5,85%	6.744	6.744	6.500	13	155	1.007.744
Komercijalna banka a.d. Beograd	KMBN	3.130	-0,63%	3.132	3.132	3.130	13	250	782.546
NIS a.d. Novi Sad	NIIS	681	-0,15%	681	683	680	38	1.473	1.002.410

AKCIJE / SHARES - MTP

Najtrgovanije HOV / Most Active

	Symbol	Closing price	% Change	Bid (Volume)	Ask (Volume)	No of Trades	Volume	Volume RSD
Preduzece za puteve Valjevo a.d. Valjevo	PPVA	1.699	-5,61%	1700	1695	1699	3	100
AMS Osiguranje a.d. Beograd	AMSO	596	10,58%	596	596	596	1	24
Luka Leget a.d. Sremska Mitrovica	LKLG	1.740	16,00%	1740	1740	1740	2	20
Telefonkabl a.d. Beograd	TLKB	10.000	0,00%	10000	10000	10000	1	10

Dobitnici / Gainers

	Symbol	Closing price	% Change	Bid (Volume)	Ask (Volume)	No of Trades	Volume	Volume RSD
Luka Leget a.d. Sremska Mitrovica	LKLG	1.740	16,00%	1740	1740	1740	2	20
AMS Osiguranje a.d. Beograd	AMSO	596	10,58%	596	596	596	1	24

Gubitnici / Decliners

	Symbol	Closing price	% Change	Bid (Volume)	Ask (Volume)	No of Trades	Volume	Volume RSD
Preduzece za puteve Valjevo a.d. Valjevo	PPVA	1699	-5,61%	1700	1695	1699	3	100

Kontakti / Contacts:

Srđan Tomašević

srđjan.tomasevic@erstebank.rs
Trgovanje / Trading
011/220 9116

Aleksandar Zarić

aleksandar.zaric@erstebank.rs
Prodaja / Sales
011/220 9198

Aleksandra Parčetić

aleksandra.parcetic@erstebank.rs
Brokersko poslovanje / Brokerage
011/220 9159

Vladimir Vulević

vladimir.vulevic@erstebank.rs
Podrška i Razvoj / Support and Development
011 / 201 50 50

Nenad Đurović

nenad.djurovic@erstebank.rs
Trgovanje / Trading
011/ 220 9115

Dušan Stević

dusan.stevic@erstebank.rs
Prodaja / Sales
011/220 9118

Danijela Stojanović

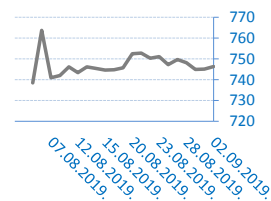
danijela.stojanovic@erstebank.rs
Prodaja / Sales
011/ 220 9132

Marija Đorđević

marija.djordjevic@erstebank.rs
Brokersko poslovanje / Brokerage
011/220 9110

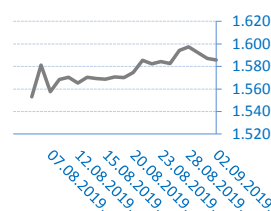
BELEX15

Vrednost / Value	746,36
Promena / Change	1,31
%	0,18%



BELEXline

Vrednost / Value	1.585,63
Promena / Change	-1,57
%	-0,10%



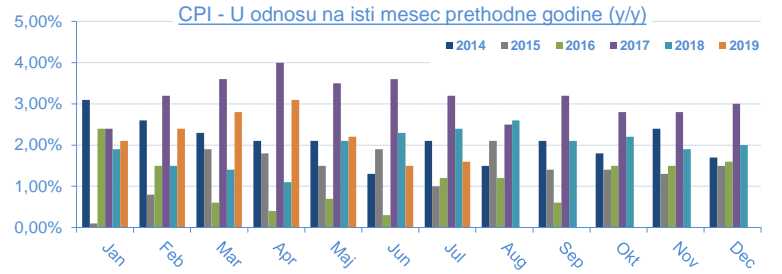
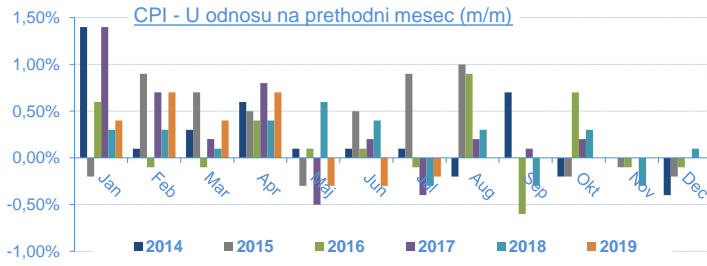
Izveštaj sačinio / Prepared by: Sektor sredstava / Treasury division

Informacije i cene iz ovog pregleda dobijene su iz izvora za koje verujemo da su pouzdani ali ne garantujemo njihovu tačnost i potpunost. Navedene informacije su važeće samo u trenutku njihovog sastavljanja a objavljuju se u čiju opšteg informisanja, pri čemu ne predstavljaju bilo kakav oblik investicionog saveta niti preporuke za investiranje niti na bilo koji način obavezuju Erste Bank ad Novi Sad u pogledu odgovornosti za štetu nastalu upotrebom informacija iz ovog pregleda.

The information and prices in this review are obtained from sources that we believe are reliable, but we do not guarantee their accuracy and completeness. The mentioned information is valid only at the time of their compilation and are published in the general information, whereby they do not represent any form of investment advice or recommendations for investing or in any way obligate Erste Bank ad Novi Sad in respect of liability for damages arising from the use of information referred to in of this review.

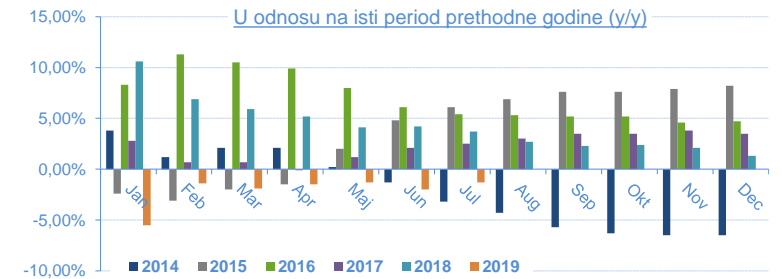
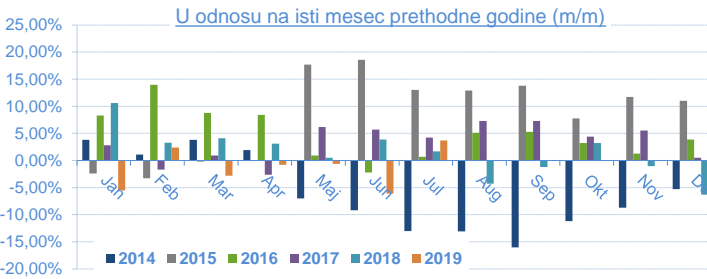
Indeks potrošačkih cena (Consumer Price Index - CPI) / 2018

	Jan	Feb	Mar	Apr	Maj	Jun	Jul	Aug	Sep	Okt	Nov	Dec
U odnosu na prethodni mesec (m/m)	0,40%	0,70%	0,40%	0,70%	-0,30%	-0,30%	-0,20%					
U odnosu na isti mesec 2018. (y/y)	2,10%	2,40%	2,80%	3,10%	2,20%	1,50%	1,60%					
U odnosu na decembar 2018.		1,10%	1,50%	2,30%	2,00%	1,70%	1,50%					
Datum objavljivanja / Published date	22.02.19	12.03.19	12.04.19	13.05.19	12.06.19	12.07.19	12.08.19					



INDUSTRIJSKA PROIZVODNJA / Industrial production / 2019

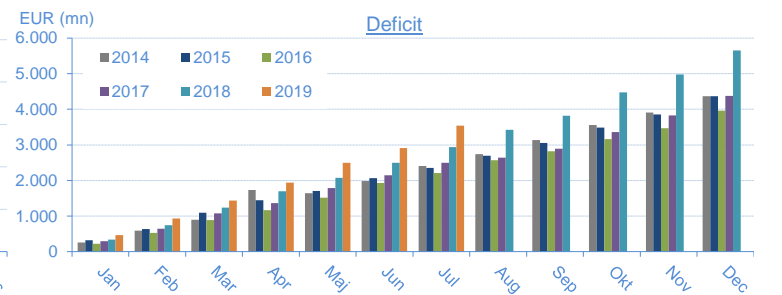
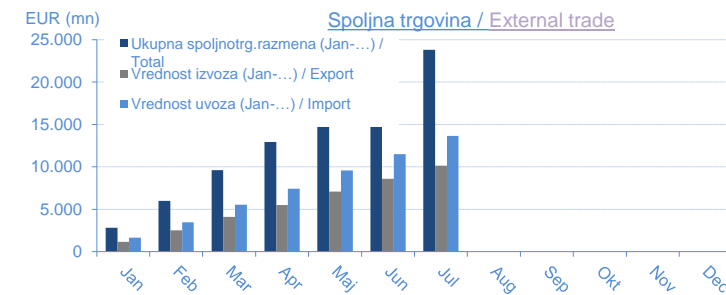
	Jan	Feb	Mar	Apr	Maj	Jun	Jul	Aug	Sep	Okt	Nov	Dec
U odnosu na isti mesec 2018 (m/m)	-5,50%	2,40%	-2,80%	-0,80%	-0,60%	-6,10%	3,70%					
U odnosu na isti period 2018 (jan-...) (y/y)	-5,50%	-1,40%	-1,90%	-1,50%	-1,30%	-2,00%	-1,30%					
U odnosu na prosek 2018	-12,20%	-7,40%	2,30%	-4,40%	1,10%	-2,50%	1,70%					
Datum objavljivanja / Published date	28.02.19	29.03.19	30.04.19	31.05.19	28.06.19	31.07.19	30.08.19					



SPOLJNOTRGOVINSKA ROBNA RAZMENA / External Trade / 2019

* u eur mln

Mesec/Month	Jan	Feb	Mar	Apr	Maj	Jun	Jul	Aug	Sep	Okt	Nov	Dec
Ukupna spoljnotrg.razmena (Jan-...) / Total	2.840,40	6.015,80	9.626,40	12.958,60	16.675,50	20.077,90	23.801,00					
Promena / Yearly change	7,80%	9,80%	8,10%	8,30%	9,70%	8,00%	9,00%					
Vrednost izvoza (Jan-...) / Export	1.186,90	2.539,90	4.092,80	5.510,50	7.087,40	8.584,20	10.131,20					
Promena / Yearly change	3,00%	7,10%	6,90%	7,30%	8,30%	6,70%	7,20%					
Vrednost uvoza (Jan-...) / Import	1.653,50	3.475,90	5.533,60	7.448,10	9.588,10	11.493,70	13.669,80					
Promena / Yearly change	11,50%	11,70%	9,00%	9,00%	10,80%	9,10%	10,40%					
Deficit (jan-...)	466,70	936,00	1.440,80	1.937,70	2.500,70	2.909,50	3.538,60					
Promena / Yearly change	40,90%	26,50%	15,60%	14,20%	18,80%	17,00%	20,60%					
Pokrivenost uvoza izvozom (Export/Import ratio)	71,80%	73,10%	74,00%	74,00%	73,90%	74,70%	74,10%					
Datum objavljivanja / Published date	12.03.19	29.03.19	30.04.19	31.05.19	28.06.19	31.07.19	30.08.19					



BUDŽETSKI BALANS / Budget balance

* u rsd mln

Budžetski balans u 2018.	32.183,97
January 2019	23.620,61
February 2019	-1.429,81
March 2019	-6.363,12
April 2019	-10.322,94
May 2019	2.776,26
June 2019	13.189,82
July 2019	
August 2019	
September 2019	
October 2019	
November 2019	
December 2019	
Budžetski balans u 2019. / Total 2019	21.470,82
Planirani deficit u 2019. / Planned	-3.344,12
Ostvarenje plana / Realisation	
Datum ažuriranja / Published date	05.08.19

